

Guided Tour

Your guide to getting started with
Britannica® LaunchPacks™ :
Humanities and Social Sciences.



PG 4 Welcome

What are LaunchPacks?

PG 5 Home Page

Features of the LaunchPacks Home Page

PG 6 Inside a Pack

What's Inside a Pack? Articles, Images, Videos and much much more

PG 7 Articles

Features and Tools within an Article

PG 8 Annotating an Article

Learn How to Annotate an Article

PG 9 Media: Images and Videos

Features and Tools within an Image or Video

PG 10 Customising a Pack

Learn How to Customise the Contents within a Pack

PG 11 Schedule a Pack

How to Schedule a Pack for Later Use

PG 12 Classes

How to Create a Class and Invite Students

PG 13 Activities: Learning Strategies

Add Learning Strategies to a Pack

PG 14 Activities: Question Sets

Add Question Sets to a Pack

PG 15 Save, Preview & Assign

Save and Preview an Activity before you Assign it to a Class

PG 16 Review Student Progress

View and Monitor Student Progress

PG 17 My LaunchPacks

How to Create a My LaunchPacks Account

PG 18 English as a Second Language

Tools for Students Learning English as a Second Language or Dialect.

PG 19 Notes

Notes Page

PG 20 Contact Us

Our Contact Details

Welcome

packs.eb.com.au/hass



Water Scarcity

This Pack contains:

- 5 Articles
- 6 Images
- 3 Videos

YEARS 6-8



Ancient Egypt: Key Figures

This Pack contains:

- 7 Articles
- 3 Images
- 3 Videos

YEARS 6-8



Human Rights: Women's Rights

This Pack contains:

- 4 Articles
- 5 Images
- 1 Video

YEARS 3-5



Ancient Rome: Society

This Pack contains:

- 5 Articles
- 5 Images
- 2 Videos

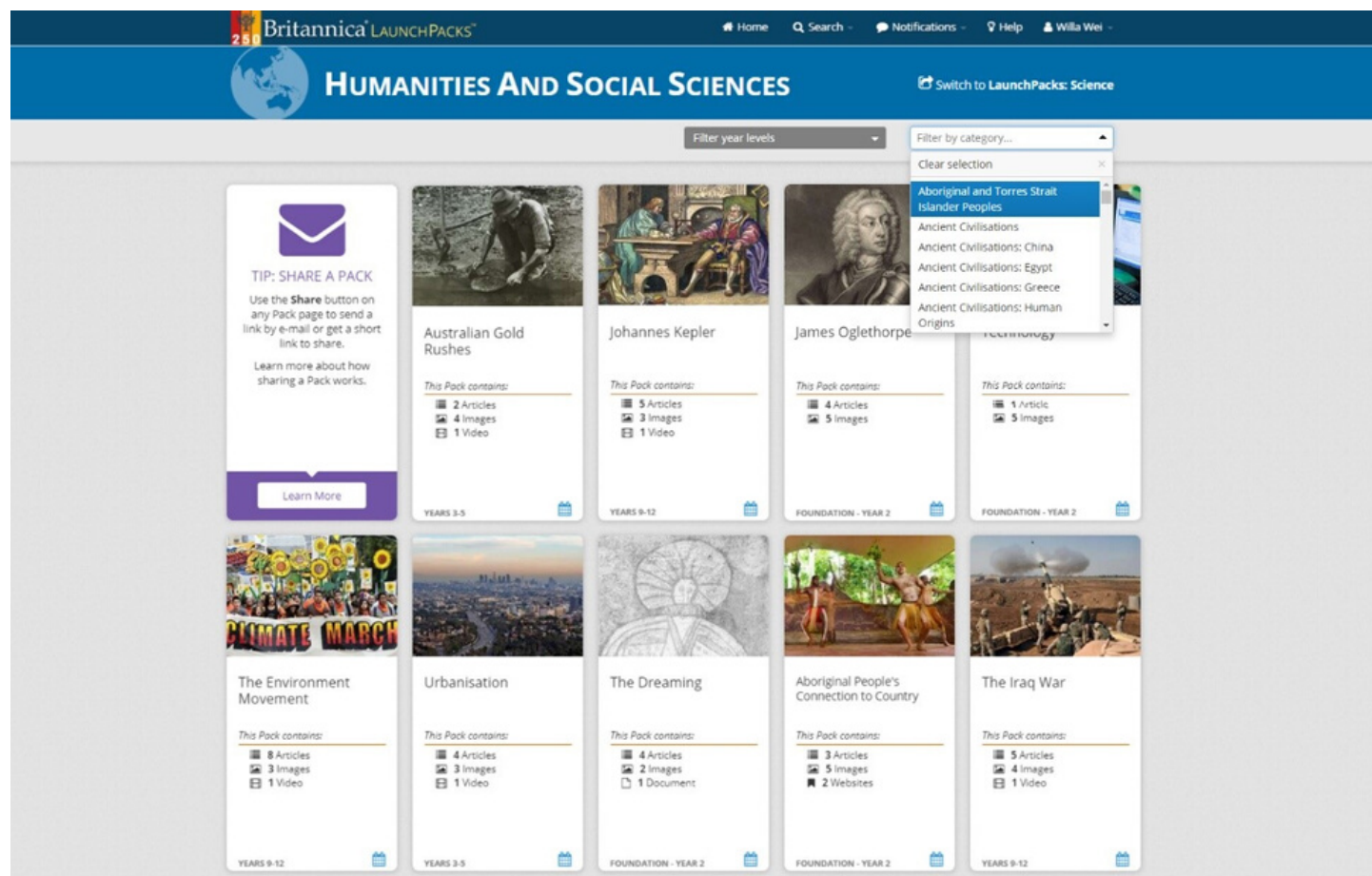
YEARS 6-8

Welcome to Britannica LaunchPacks: HASS!

You now have access to thousands of individually curated, ready-to-use content sets covering topics from your curriculum. Whether it's World History, Geography, Economics or Business Studies - it's time to start exploring with your class!

LaunchPacks save planning time and build active engagement with tools such as activities, annotation and customisation!

Home Page

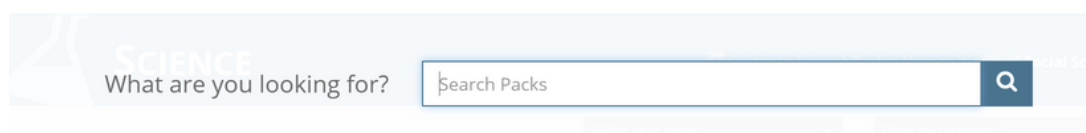


LaunchPacks

Each LaunchPack contains a variety of content types including Articles, Images, Videos, Primary Sources and Websites.

Search and Filter

You can filter Packs in 4 levels: Foundation-2, Years 3-5, Years 6-8 and Years 9-12 or by Category. Search for a particular Pack using keywords or phrases.



Inside a Pack

Customise Content

Customise to edit a pack's contents. More information on Page 10.

Activities

Build critical thinking and inquiry skills by adding Activities to a Pack.

Assign

Assign a Pack to task your students with reading or pre-work activities.

The screenshot shows the Britannica LaunchPacks interface for a pack titled "Ancient Egypt: Government and Society" for "YEARS 9-12". The interface includes a top navigation bar with "Home", "Search", "Notifications", "Help", and a user profile "Willa Wei". Below the navigation bar is a header section with the pack title and a circular icon. The main content area is divided into sections: "LaunchPack" (containing a "Quick Assign" button and a "Herodotus" article preview), "Customise" (containing an "ancient Egypt" article preview), "Activities" (containing a "chariot" article preview, an "Egyptian art: collection of ancient Egyptian jewelry" image preview, and a "hieroglyphs" image preview), and "Content Type: All" (containing a "loincloth" image preview). Arrows from the "Customise Content", "Activities", and "Assign" sections point to their respective buttons in the interface.

Multimedia Content

Find level-appropriate articles, images, videos, primary sources or websites related to the topic.

Share or Save Content

Share content via E-mail or Google Classroom. Click the Favourite Star to save a Pack.

Schedule

Schedule a Pack to your personal calendar and receive reminders closer to the due date.

Articles

Table of Contents

Expand or collapse the table of contents using the + or - symbols.

Article Reading Level

Articles have multiple Reading Levels. Individuals can use the level labels to switch to content most suited to their ability.

Page Tools

Use Page Tool controls to reduce or enlarge text size, print the full article, generate a citation, translate the article or create an article excerpt.

The screenshot displays the Britannica LAUNCHPACKS interface. At the top, a dark blue navigation bar contains the 'Britannica LAUNCHPACKS' logo, a 'Home' button, a search bar, and links for 'Notifications', 'Help', and a user profile 'Will a Wei'. Below the navigation bar, a breadcrumb trail reads 'Back to Ancient Egypt: Government and Society Pack'. The main content area features a tabbed interface with 'Article', 'Annotations (0)', and 'Activities'. The 'Article' tab is active, showing the title 'ancient Egypt' and a list of sections: 'Introduction', 'Introduction to ancient Egyptian civilization', 'The Predynastic and Early Dynastic periods', 'The Old Kingdom (c. 2575–c. 2130 bce) and the First Intermediate period (c. 2130–1938 bce)', 'The Middle Kingdom (1938–c. 1630 bce) and the Second Intermediate period (c. 1630–1540 bce)', 'The New Kingdom (c. 1539–1075 bce)', and 'Egypt from 1075 bce to the Macedonian invasion'. Each section is preceded by a blue circular icon. To the right of the article content, a 'Page Tools' panel is visible, containing icons for text size adjustment (minus and plus), print, citation, translation, and excerpt creation. A large blue arrow points from the 'Table of Contents' text to the table of contents list. Another blue arrow points from the 'Article Reading Level' text to the 'Reading Level' buttons (1, 2, 3) located above the article content. A third blue arrow points from the 'Page Tools' text to the 'Page Tools' panel. A fourth blue arrow points from the 'Read Aloud' text to the play button icon in the article content area.

Dictionary

Double-click any word to see a Quick-Click dictionary definition!
Powered by Merriam-Webster.

Read Aloud

Click play to hear the article read aloud.



Annotating an Article

Annotation Mode

Click to switch to Annotation mode within an article.

Highlight and Annotate

Highlight any text and click the Pencil icon that appears. Type your annotation and click Save.

Categorise Annotations

Organise and colour-code your annotations by selecting a Category. E.g. Question or Vocabulary.

The screenshot shows the Britannica LaunchPacks interface. At the top, there's a navigation bar with 'Home', 'Search', 'Notifications', 'Help', and a user profile 'Willa Wei'. Below this is a breadcrumb trail: 'Back to Ancient Egypt: Government and Society Pack'. The main article area is titled 'ancient Egypt' and has tabs for 'Article', 'Annotations (5)', and 'Activities'. The 'Annotations (5)' tab is active, showing a list of annotations on the left and a detailed view on the right. The article text is highlighted in several places: 'ancient Egypt, civilization in northeastern Africa that dates from the 4th millennium BCE', 'Its many achievements, preserved in its art and monuments, hold a fascination that continues to grow as archaeological finds expose its secrets. This article focuses on Egypt from its prehistory through its unification under Menes (Narmer) in the 3rd millennium BCE—sometimes used as a reference point for Egypt's origin—and up to the Islamic conquest in the 7th century CE.' The right sidebar shows 'Annotation Tools' with a dropdown for 'All Categories (5)' and icons for email, download, and delete. Below this is a notification: 'The text of this article has changed. This may have affected the placement of your highlights on the page. Dismiss'. The '5 annotations' section shows three annotations: 'When and where is ancient Egypt' (Question), 'Define this word' (Vocabulary), and 'Define this word' (Vocabulary).

Sharing Annotations

Click the envelope icon under Annotations Tools to share your annotations via Email.

Download Annotations

You can also download your annotations as a formatted Word or PDF document.

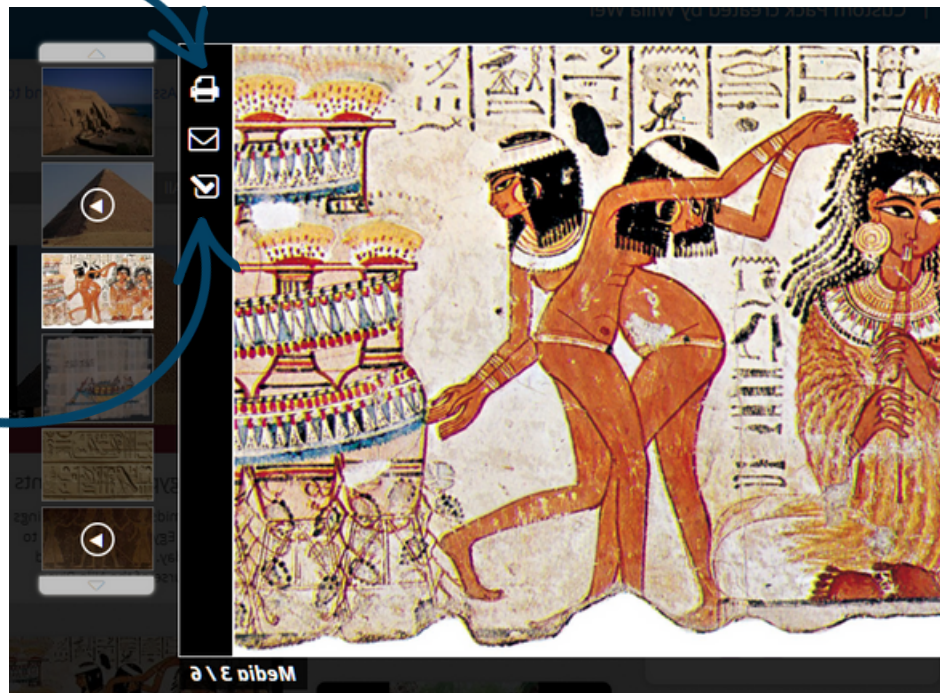
Media Tools: Images & Videos

Media Sharing

Share the media using Email.
Download a video or Print an image.

Generate Citation

Click to generate a Citation for the media.

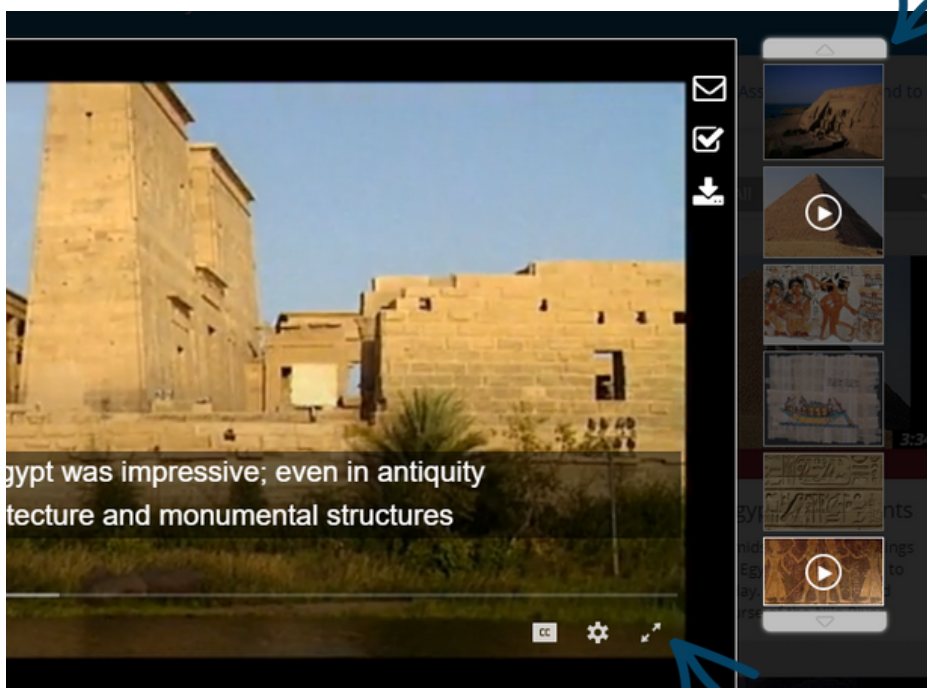


Media Slider

Scroll through the slider to view other media files from the same Pack.

Media Player Tools

Use the video controls to play a video with Closed Captions (CC) or watch videos in full screen.



Customising a Pack



Editing the Title

Update the title of the Pack and add notes or instructions.

Custom Content

Add your own Custom Document or Web Link to the Pack.

Graphic Organisers

Add pre-created Graphic Organisers to scaffold student work.

KAHOOT! Quiz

Insert your own KAHOOT! Quiz to assess student knowledge.



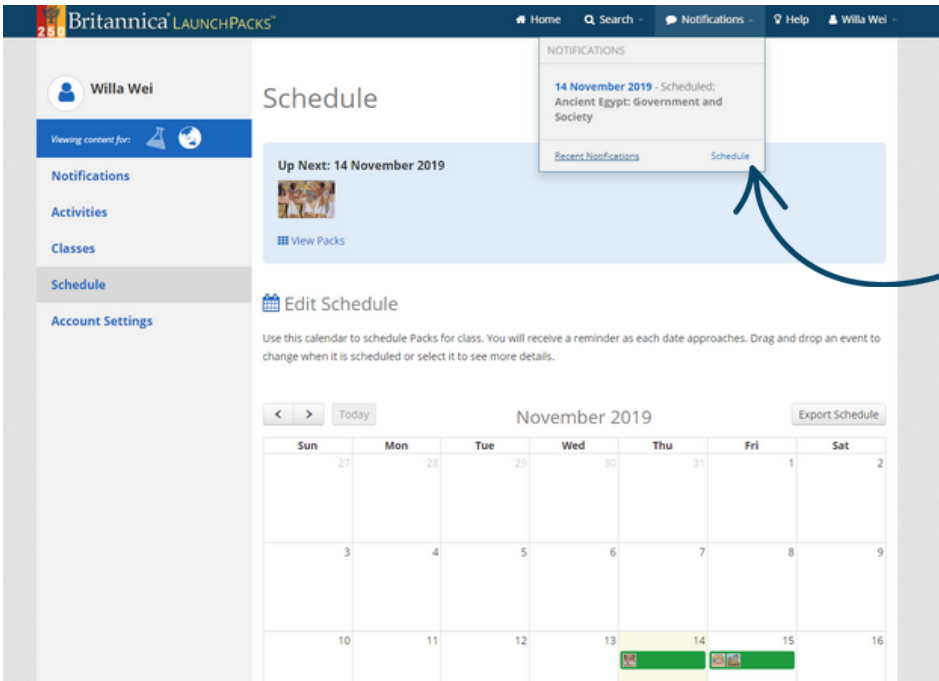
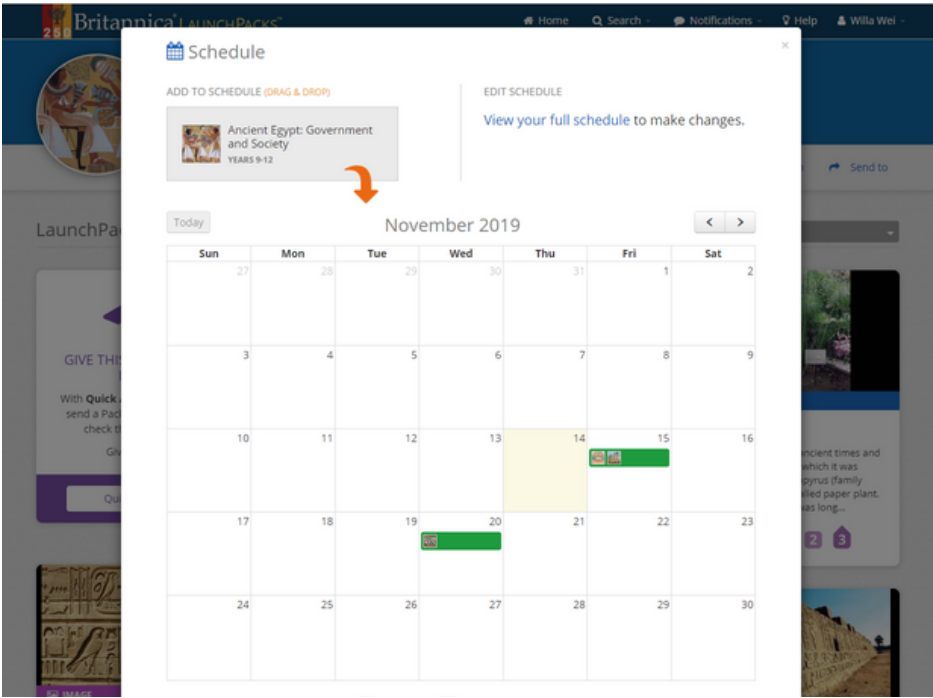
Schedule a Pack

Schedule a Pack

Schedule a Pack to your Personal Calendar using the Send to drop-down.

Collection of Packs

Drag and drop a Pack to any date to receive notifications as the date approaches. Create a Collection when you add 2 or more Packs to a date.



Schedule Dashboard

Visit your Schedule Dashboard via your Account or a Notification.

Export your Schedule

Export your Packs calendar in ICS format to add to your preferred personal calendar.

Classes

The screenshot shows the Britannica LaunchPacks interface. The top navigation bar includes Home, Search, Notifications, Help, and the user name Hannah. The left sidebar contains a user profile for Hannah and navigation links: Viewing content for, Notifications, Activities, Classes, Schedule, and Account Settings. The main 'Classes' section displays four class cards: 'Britannica Class' (1 student, 0 activities), 'Britannica Test' (1 student, 0 activities), 'Year 6 Science' (2 students, 1 activity), and 'Year 7 Science' (0 students, 1 activity). Each card has a 'View and manage class' link. Below the cards is an 'Add a Class' section with a list of benefits and two buttons: '+ Create New Class' and 'Import Google Classroom'. A modal window titled 'Invite Students to Your Class' is overlaid on the bottom right, showing options to share the class code (FUVV2A) or a direct link (https://packs.eb.com.au/hss/joinclass/FUVV2A). A blue arrow points from the 'Invite Students' button in the background to the modal window.

Create a Class

Create a class for each group of students you teach or group learners with similar learning needs and styles.

Import from Google

Import existing classes from your Google Classroom account.

Invite Students

Invite students to join the class using a Class Code, Email or Direct Class Link.

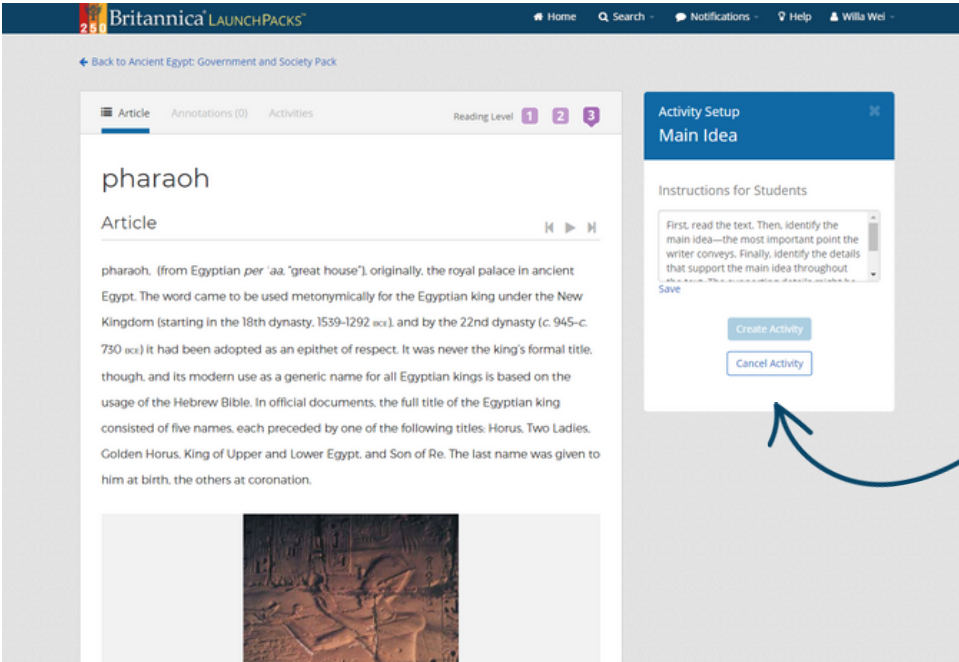
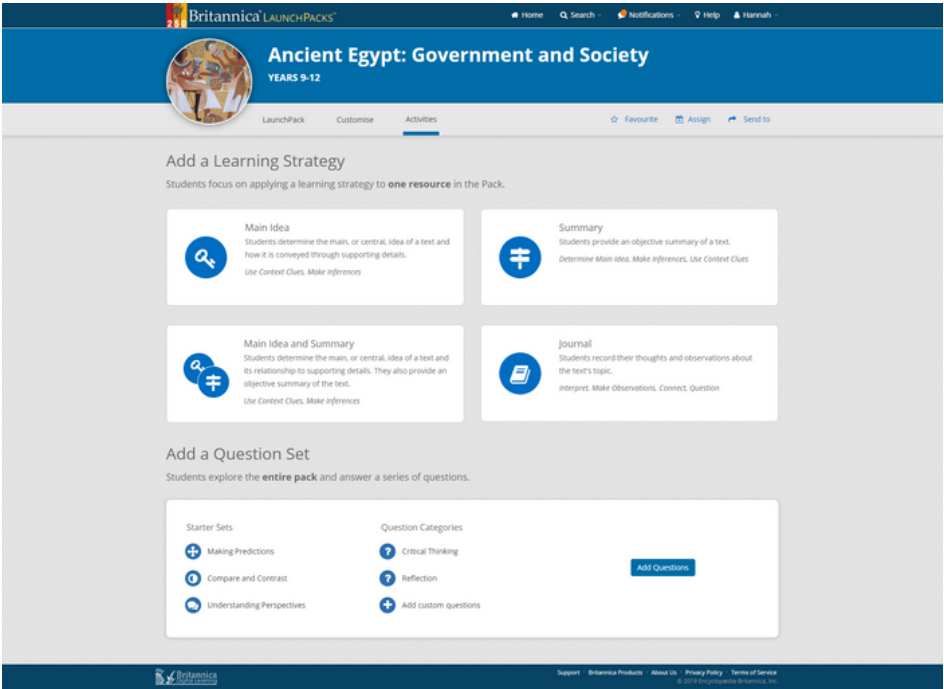
Activities: Learning Strategies

Learning Strategies

Learning Strategies are skill-building exercises that develop subject area literacy.

Types of Strategies

Click "Activities" to select from 4 Learning Strategies: Main Idea, Summary, Main Idea & Summary & Summary and Journal.



Choose a Resource

Select a focus resource for the Learning Strategy: you can use an excerpt or the full text.

Edit the Instructions

Edit or save the default instructions. You can assign multiple Learning Strategies to a single resource.

Activities: Question Sets

Question Sets

Question Sets challenge students to explore the contents of a Pack and find answers.

Starter Sets

Created by Britannica experts, these open-ended questions can apply to many topics. Use a whole set or pick the ones you like.

Starter Sets

Main Idea

Skills: Support, Tell, Recall, Explain, Identify, Assess, Choose, List, Discover, Select, Summarise, Reflect, Relate, Judge, Defend, Examine, Rephrase

Understanding Perspectives

Skills: Interpret, Assess, Choose, Record, Reflect, Explain, Relate, Distinguish, Identify, Support, Use Evidence, Defend, Examine, Extend, Summarise

Making Predictions

Skills: List, Predict, Propose, Discover, Examine, Explain, Extend, Identify, Support, Assess, Evaluate

KWLQ

Skills: Show, List, Recognise, Record, Report, Identify, Assess, Plan, Find, Explain, Express, Examine, Reflect, Analyse, Rate, Draw Conclusions

Compare and Contrast

Skills: Choose, Recall, Contrast, Recognise, Compare, Examine, Explain, Extend, List, Describe, Record, Reflect, Appraise, Assess, Select, Support, Cite Evidence, Propose, Discover, Evaluate

Identify and Define

Skills: Interpret, Define, Recall, Examine, Explain, Express, Rephrase, Identify, Imagine, Visualise, Dissect, Extend, Apply

Questions by Category

Critical Thinking

Skills: Use Evidence, Predict, Draw Conclusions, Compare and Contrast, Infer

Vocabulary

Skills: Parts of Speech, Define, Synonyms, Antonyms, Write, Context Clues

Inquiry

Skills: Use Evidence, Question, Research, Validate, Evaluate, Identify

Reflection

Skills: Perspective, Evaluate, Consider, Apply, Imagine, Opinion

Comprehension

Skills: Patterns, Use Evidence, Cause and Effect, Main Idea and Details, Analyse

Making Connections

Skills: Assess, Associate, Compare and Contrast, Evaluate, Reflect, Apply

Student Instructions

Add

Prior Knowledge Question

Add

Questions

Pick a question to see it here or Add a Custom Question

Save and Review

Cancel Activity

Preview Student Activity Pack

260

Britannica

LAUNCHPACKS

Home

Search

Notifications

Help

Hannah

Ancient Egypt: Government and Society

YEARS 9-12

Create Activity Pack: Teacher View

View Activity Builder

Show Pack

Starter Set: Making Predictions

Add Entire Set

Activity Instructions

Before studying these resources, preview the parts you can see. Then, use what you previewed to predict what you will learn. Finally, investigate more closely to find out how accurate your prediction was.

Show questions suitable for year levels:

F-2, 3-5

6-8, 9-12

1

Preview the titles, headings, and images of the resources in this Pack. Then, before opening any of them, answer this question: what do you predict you will learn from this activity?

Add

2

Now study the resources in this Pack. How correct was your prediction of what you would learn?

Add

3

What evidence in the resources supports or challenges the accuracy of your prediction?

Add

4

What did you learn that surprised you?

Add

5

What new words or phrases helped you better understand this topic?

Add

6

What new questions do you have?

Add

7

How might you find answers to your new questions?

Add

Related skills with these questions:

Support, Assess, Predict, Propose, Discover, Evaluate, Examine, Extend, Identify

Preview Student Activity Pack

Questions by Category

Add individual Questions by Category to build your own activity.

Activity Builder

Edit question content. Browse and change pre-set questions per Year Level. Add Custom Questions.

Activities: Save, Preview & Assign

LAUNCHPACKS™

[Home](#)
[Search](#)
[Notifications](#)
[Help](#)
[Willa Wei](#)

Ancient Egypt: Government and Society Band 3

YEARS 9-12 | Custom Pack created by Willa Wei

[Student Activity Pack](#)
Content Type: All

ARTICLE

Rosetta Stone

ancient Egyptian stone bearing inscriptions in several languages and scripts; their decipherment led to the understanding of hieroglyphic writing. An irregularly shaped stone...

Article Reading Level **2** **3**

IMAGE

Karnak: avenue of sphinxes

Avenue of sphinxes leading to the main temple precinct at the ruins of the Great Temple of Amon at Karnak, Egypt.

VIDEO

ancient Egypt: monuments

Several pyramids and other buildings from ancient Egypt have survived to the present day. Many are located along the course of the Nile River.

IMAGE

Thutmose III

Thutmose III smiting his Asian foes, detail of a limestone relief from the Temple of Amon at Karnak, Egypt, 15th century BCE.

Britannica Note:
The Egyptians of the New Kingdom (1560–1085 BCE) built up their army in two ways: by recruiting citizens and by

IMAGE

loincloth

Ancient Egyptian wearing a loincloth (shenti).

Britannica Note:
From about 3000 BCE Egyptians wore a loincloth

IMAGE

Egypt, ancient: ancient Egyptian empire during the rule of Thutmose III

The ancient Egyptian empire during the rule of Thutmose III (1479–26 BCE).

Activity

[Student preview](#)

STATUS
Draft

LENGTH
3 Questions

[Print activity](#)

[Assign](#)

[Schedule](#)

Activity Instructions

[Add](#)

Prior Knowledge Question

[Add](#)

Questions

[Edit](#)

- What is the main idea being communicated by the resource you chose?
- List two details that support the main idea.
- What do you not know about this topic? How do you know you don't know?

[Delete Activity](#)

[Save As New Activity](#)

Save

Save and Preview your Activity. Save as a New Activity to easily duplicate the Activity you have just created.

Preview

View what the student would see using Student Preview.

Assign or Schedule

Assign your finished Pack
to a Class immediately or
Schedule for a later date.

Activities: Review Student Progress

The screenshot shows the Britannica LaunchPacks interface. On the left is a sidebar with the user's name 'Hannah' and navigation links: 'Viewing content for:', 'Notifications', 'Activities' (highlighted), 'Classes', 'Schedule', and 'Account Settings'. The main area is titled 'Activities' with a link to 'View completed activities'. Below this are tabs for 'Learning Strategies' and 'Question Sets'. There are two filter dropdowns: 'Filter by: All Classes' and 'Filter by: All Activity Statuses', with a checkbox for 'Show only ready to review'. Two activity cards are displayed. The first card is for 'Asia' with a due date of 30 Oct 2019 and 7 days left. The second card is for 'Ancient Egypt: Government and Society' with a due date of 27 Nov 2019 and 35 days left. Both cards show a 'STUDENT PROGRESS' bar at 1 and a 'Review Progress' button. A blue arrow points from the 'Review Progress' button of the 'Ancient Egypt' card to the 'Review Responses' section below.

Activities Dashboard

Access all your drafted, scheduled and open Activities from the Activities Page.

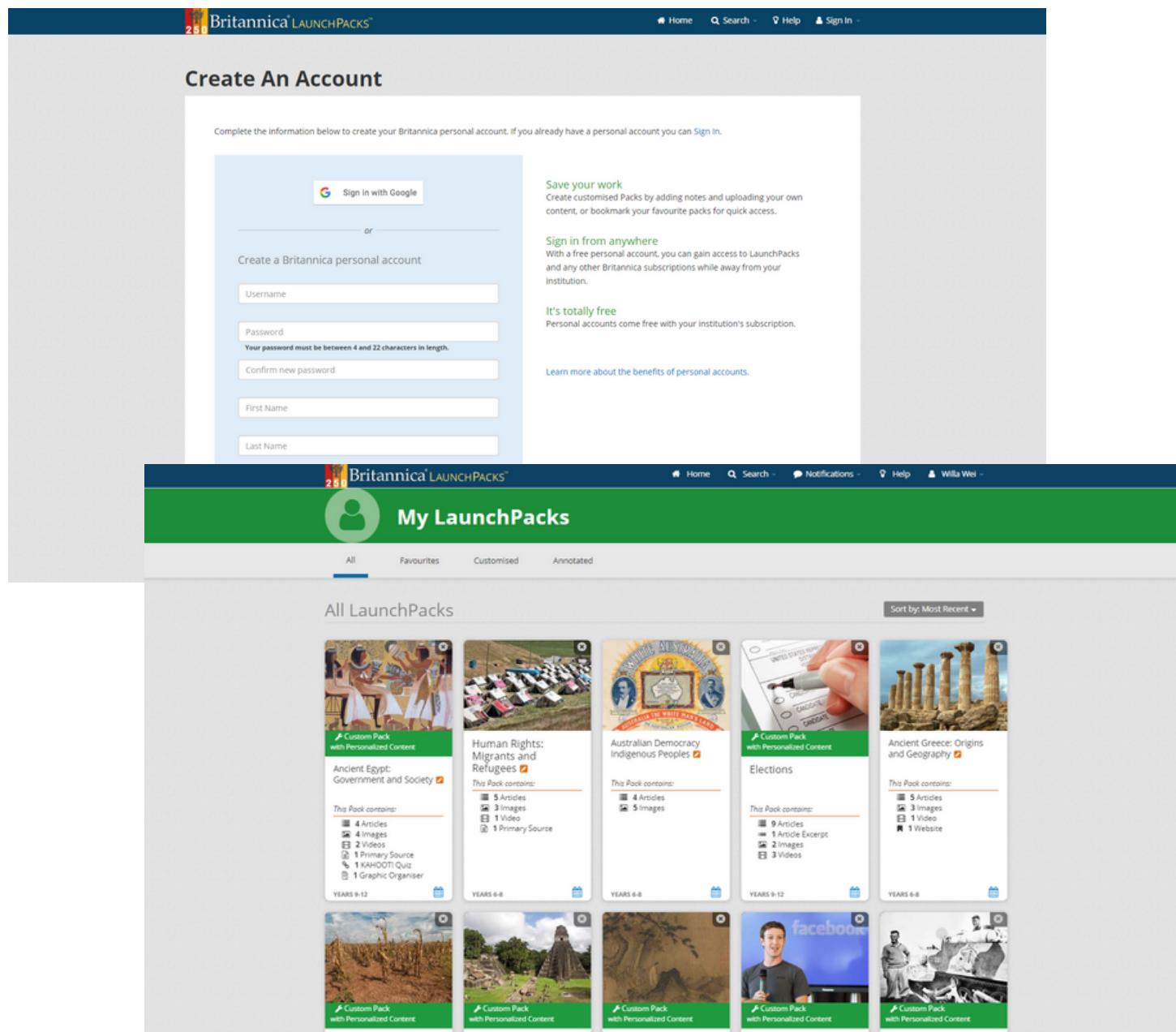
Progress Bar

The Progress Bar on an Open Activity Pack shows a real-time summary of class completion progress.

Review Responses

Click Review Progress to monitor student responses by student or by question.

My LaunchPacks



Create your Account

Create a My LaunchPacks Account using Britannica credentials. You can also Sign In with your Google account.

My LaunchPacks

Inside My LaunchPacks you can view, edit and schedule all your Favourite, Customised and Annotated Packs.

Access

Access My LaunchPacks anytime from your Account drop-down menu.

English as a Second Language

Dictionary

Double-click any word within an article or primary source to see a Quick-Click dictionary definition.

Adjustable Reading Levels

Articles have up to 3 different reading levels. Individuals can read within their comfort zone by selecting the level most suited to them.

Read Aloud

Click the play icon to listen to an audio version of an article.

Britannica[®] LAUNCHPACKS[™]

Home Search Notifications Help Willa Wei

Back to Ancient Egypt: Government and Society Pack

Article Annotations (5) Activities Reading Level 1 2 3

ancient Egypt

Introduction

ancient Egypt, civilization in northeastern Africa that dates from the 4th millennium BCE.

Its many achievements, preserved in its art and architecture, continue to grow as archaeological finds expand our knowledge of its prehistory through its unification and decline. The term "ancient Egypt" is sometimes used as a reference point for the period from the beginning of the 3rd millennium BCE to the conquest in the 7th century CE.

文章 註釋 (0)

閱讀水平 1 2 3

太陽

介紹

雖然太陽是一個相當普通的恆星，它是地球上的居民非常重要的。太陽是地球上幾乎所有的能源之源。它提供了光和熱，地球上使生命成為可能。然而，地球只接收約一半的能量十億葉色太陽。太陽是熱氣體的一個巨大的球。像其他分，它由在其內部氫轉變成氦產生巨大的能量。

Support for all English Abilities.

Britannica LaunchPacks has a range of inbuilt tools to support students learning English as a second language.



Content Translator

Translate an entire article into over 100 languages. Click the globe icon in Page Tools.

Notes

[illegible]

Access ID _____

Passcode _____

Username _____

Password _____



To learn more, contact us:

Web: elearn.eb.com | Email: contact@eb.com.au | Phone: +61 2 9915 8800

© 2020 Encyclopædia Britannica Inc.