

Britannica LaunchPacks™ Guided Tour

Social Studies

Features | Navigation | FAQ

Inside
A Pack

Customize
A Pack

Create
An Activity

Assign to
A Class

Contents

Welcome	3
Home Page	3
Inside a Pack	4
Articles	5
Media: Images and Video	7
Customizing a Pack	8
My Classes	10
Activities	11
My LaunchPacks	16
English as an Additional Language or Dialect	17

Welcome to Britannica LaunchPacks

Britannica LaunchPacks: Social Studies or Science combine ready-to-use content sets curated to match the Curriculum. Access thousands of current, trusted and up-to-date multimedia packs covering topics spanning World History to Space Science.

LaunchPacks save planning time, enhance classroom activities and build active engagement with tools such as activities, annotation and customization!

Home Page

The screenshot shows the Britannica LaunchPacks Home Page. At the top, there is a search bar with the text "What are you looking for?" and a search button. Below the search bar, there is a navigation bar with the Britannica logo, the text "LAUNCHPACKS", and links for Home, Search, Help, and Sign In. The main content area is titled "SOCIAL STUDIES" and features a grid of content packs. Each pack includes a title, a list of contents (Articles, Images, Videos, Primary Sources), and a grade level. Annotations highlight various features: a callout box on the left says "Click the Britannica logo to return to LaunchPacks Homepage."; a callout box on the right says "Search for Packs using keywords or phrases."; a callout box on the right says "Filter Packs in 4-grade levels, PreK-2, 3-5, 6-8 and 9-12 or by Category."; a callout box on the left says "LaunchPacks are currently available for Science and Social Studies disciplines."; a callout box on the left says "Packs contain a variety of content types including Articles, Images, Videos, Primary Sources and Websites."; and a callout box on the right says "Click on any pack to open.".

What are you looking for?

Click the Britannica logo to return to [LaunchPacks Homepage](#).

Search for Packs using keywords or phrases.

Filter Packs in 4-grade levels, **PreK-2, 3-5, 6-8 and 9-12** or by **Category**.

LaunchPacks are currently available for **Science** and **Social Studies** disciplines.

Packs contain a variety of content types including **Articles, Images, Videos, Primary Sources** and **Websites**.

Click on any pack to open.

PERSONAL ACCOUNT STATUS
0 Packs saved.
Create a personal account to save your work.
[Create Account](#)
[Sign In](#)

SOCIAL STUDIES [Switch to LaunchPacks: Science](#)

Filter grade levels
Grades Pre-K-2
Grades 3-5
Grades 6-8
Grades 9-12

Filter by category...
Clear selection
Ancient Civilizations: African Kingdoms and Empires
Ancient Civilizations: China
Ancient Civilizations: Egypt
Ancient Civilizations: Greece
Ancient Civilizations: Human Origins
Ancient Civilizations: India

New Zealand and Oceania
This Pack contains:
13 Articles
8 Images
2 Videos
GRADES 9-12

The Progressive Era
This Pack contains:
9 Articles
5 Images
1 Video
1 Primary Source
GRADES 6-8

Natural Resources
This Pack contains:
5 Articles
4 Images
1 Video
GRADES 3-5

Wisconsin
This Pack contains:
11 Articles
7 Images
GRADES 9-12

Ancient Egypt: Economy and Trade
This Pack contains:
4 Articles
5 Images
1 Video
GRADES 6-8

Maryland
This Pack contains:
4 Articles
5 Images
1 Video
1 Primary Source
GRADES 3-5

Goods and Services
This Pack contains:
2 Articles
3 Images
GRADES PRE-K-2

Goods and Services
This Pack contains:
4 Articles
3 Images
GRADES 3-5

Native Americans
This Pack contains:
1 Article
5 Images
GRADES 9-12

Ancient Greece: Economy and Trade
This Pack contains:
5 Articles
6 Images
1 Interactive
GRADES 6-8

Ancient Greece: Origins and Geography
This Pack contains:
5 Articles
3 Images
1 Video
GRADES 3-5

Ancient Greece: Government
This Pack contains:
5 Articles
4 Images
1 Primary Source
GRADES PRE-K-2

Australia
This Pack contains:
8 Articles
2 Images
4 Videos
GRADES 3-5

Inside A Pack

Click **LaunchPack** to access content or media.

Click on **Customize** to edit a pack's contents.

Click **Activities** to have students interact with resources in a custom Activity

Click **Assign** to task your students with reading or pre-work.

LaunchPack

Customize

Activities

☆ Favorite

📅 Assign

➦ Send to

250 Britannica LAUNCHPACKS™

Home Search Notifications Help Willa Wei



Ancient Egypt: Government and Society

GRADES 9-12

LaunchPack

Customize

Activities

☆ Favorite

📅 Assign

➦ Send to

Click **Curriculum Standards** to view standards related to this Pack.

Click any content **Tile** to access the article, image, video, primary source or website.

Articles will open by default to the **Recommended Reading Level**. You can view another level by selecting the relevant Reading Level marker.

Click the **Send To** arrow to **Share** content via **E-mail** or **Google Classroom**. You can also **Schedule** a Pack to your personal calendar and receive reminders closer to the date.

Read **Britannica Notes** to find out our editorial comments about the content.

LaunchPack

View Curriculum Standards related to this Pack.

Content Type: All



POSE QUESTIONS TO STUDENTS

You can add Britannica questions or activities to this Pack and track students' progress. Add an activity to get started.

Add Activity



ARTICLE

ancient Egypt

civilization in northeastern Africa that dates from the 4th millennium bce. Its many achievements, preserved in its art and monuments, hold a fascination that continues to...

Article Reading Level 1 2 3



ARTICLE

pharaoh

(from Egyptian per 'aa, "great house"), originally, the royal palace in ancient Egypt. The word came to be used metonymically for the Egyptian king under the New Kingdom...

Britannica Note: The Egyptian king (later known as pharaoh) was the centre of human society. He was ultimately responsible for the cults of the dead, both for his predecessors in office and for the dead in general. His dominance in religion corresponded to his central political role.

Article Reading Level 1 2 3



VIDEO

ancient Egypt: hieroglyphics and pyramids

An overview of ancient Egypt, including a discussion of hieroglyphics and the pyramids.

Primary Source: An Account of Egypt Herodotus



IMAGE

hieroglyphs

Hieroglyphs on the temple at ancient Ombos, near modern Kawm Umbu, Egypt.

Britannica Note: Hieroglyphic texts are found primarily on the walls of temples and tombs, but they also appear on memorials and gravestones, on statues, on coffins, and on all sorts of vessels and implements.



ARTICLE

Herodotus

(born 484 bce?, Halicarnassus, Asia Minor [now Bodrum, Turkey]—died c. 430–420), Greek author of the first great narrative history produced in the ancient world, the History...

Article Reading Level 2 3



ARTICLE

hieroglyphic writing

a system that employs characters in the form of pictures. Those individual signs, called hieroglyphs, may be read either as pictures, as symbols for pictures, or as symbols...

Article Reading Level 1 2 3



IMAGE

Egypt, ancient: papyrus painting

A papyrus painting from ancient Egypt shows a boat traveling on the Nile River.



IMAGE

Egyptian art: collection of ancient Egyptian jewelry

A collection of ancient Egyptian jewelry in the British Museum, London.

Britannica Note: The ancient Egyptians valued personal adornment highly and Egyptian jewelry was worn by women and men, and of all social classes.



IMAGE

hieroglyphs

Hieroglyphs on the temple at ancient Ombos, near modern Kawm Umbu, Egypt.

Britannica Note: Hieroglyphic texts are found primarily on the walls of temples and tombs, but they also appear on memorials and gravestones, on statues, on coffins, and on all sorts of vessels and implements.



ARTICLE

papyrus

writing material of ancient times and also the plant from which it was derived. *Cyperus papyrus* (family Cyperaceae), also called paper plant. The papyrus plant was long...

Article Reading Level 2 3

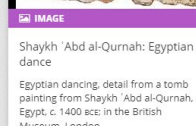


IMAGE

Egyptian art: collection of ancient Egyptian jewelry

A collection of ancient Egyptian jewelry in the British Museum, London.

Britannica Note: The ancient Egyptians valued personal adornment highly and Egyptian jewelry was worn by women and men, and of all social classes.



IMAGE

Shaykh 'Abd al-Qurnah: Egyptian dance

Egyptian dancing, detail from a tomb painting from Shaykh 'Abd al-Qurnah, Egypt, c. 1400 ace, in the British Museum, London.

Britannica Note: Music and dance were valued and practiced in ancient Egyptian culture.



ARTICLE

dress

clothing and accessories for the human body. The variety of dress is immense. The style that a particular individual selects is often linked to that person's sex, age...



IMAGE

loincloth

Ancient Egyptian wearing a loincloth (

Britannica[®] LAUNCHPACKS™

Home Search Notifications Help Willa Wei

Article Annotations (0) Activities Reading Level 1 2 3

ancient Egypt

Introduction

- The Predynastic and Early Dynastic periods (c. 3400–c. 2686 bce) in northeastern Africa that dates from the 4th millennium bce.
- The Old Kingdom (c. 2575–c. 2130 bce) and the First Intermediate period (c. 2130–1938 bce) follow the Old Kingdom.
- The Middle Kingdom (1938–c. 1630 bce) and the Second Intermediate period (c. 1630–1540 bce) follow the Middle Kingdom.
- The New Kingdom (c. 1539–1075 bce) follows the Second Intermediate period. It is the most powerful and influential period in Egyptian history, from its prohibition through its unification under Menes (Narmer) in the 3rd millennium bce—sometimes used as a reference point for Egypt's origin—and up to the Islamic conquest in the 7th century ce.
- Egypt from 1075 bce to the Macedonian invasion (332–30 bce).
- Macedonian and Ptolemaic Egypt (332–30 bce).
- Roman and Byzantine Egypt (30 bce–642 ce).

Click the “+” or “-” sign to expand and collapse the floating content menu.

Britannica LaunchPacks **Page Tools**.

Articles have **3 Reading Levels**. Click on a level label to switch to content most suited to your ability.

1 2 3

How do you: Use LaunchPacks Page Tools?

Read an article as is or add / view **Annotations**.

Create **Activities** related to Pack contents.

Create an article **Excerpt**.

Full page **Translate**.

Generate a **Citation**.

Print full article.

Click to **Reduce Text Size**.

Click to **Enlarge Text Size**.

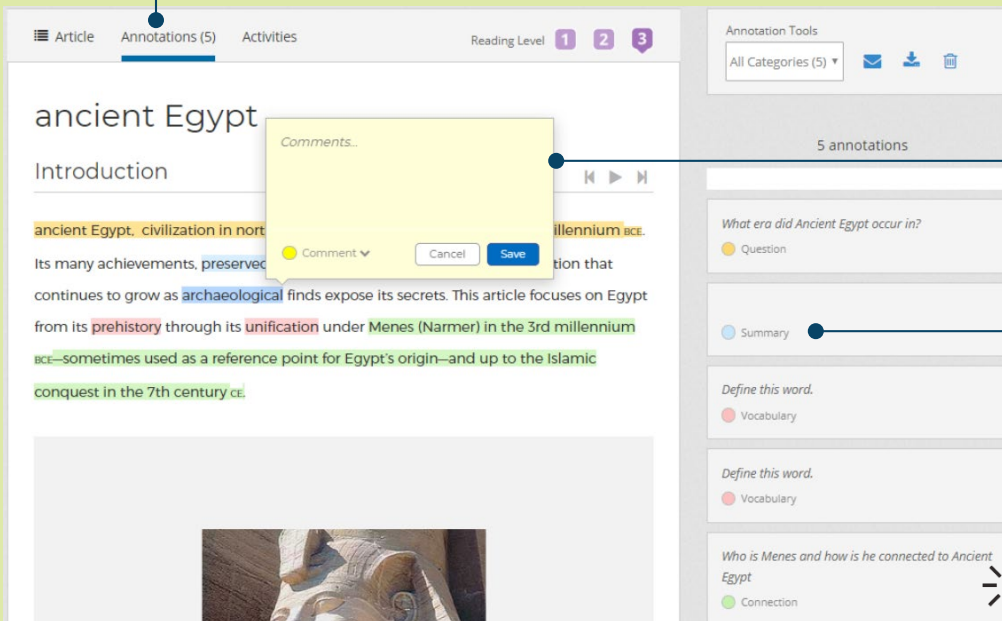
Article Annotations (0) Activities Reading Level 1 2 3

Page Tools

– + Print Checkmark Translate Scissors

How do you: **Annotate an Article?**

1. In an article, click **Annotations** to switch to **Annotation mode**.

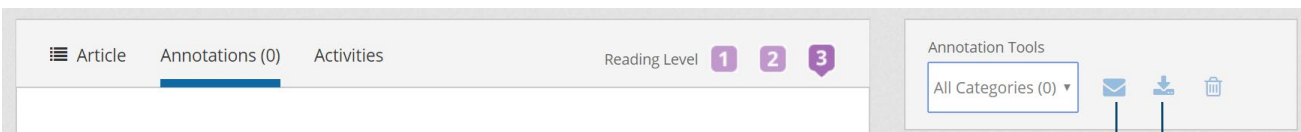


2. **Highlight** the text you wish to annotate and click the **Pencil** icon that appears. Type your annotation and click **Save**.

3. You can organize and color-code your annotations by selecting an **Annotation Category**. E.g. Comment, Question, Vocabulary, Evidence, Summary, Connection.

4. **Click** on an existing annotation to make edits or delete.

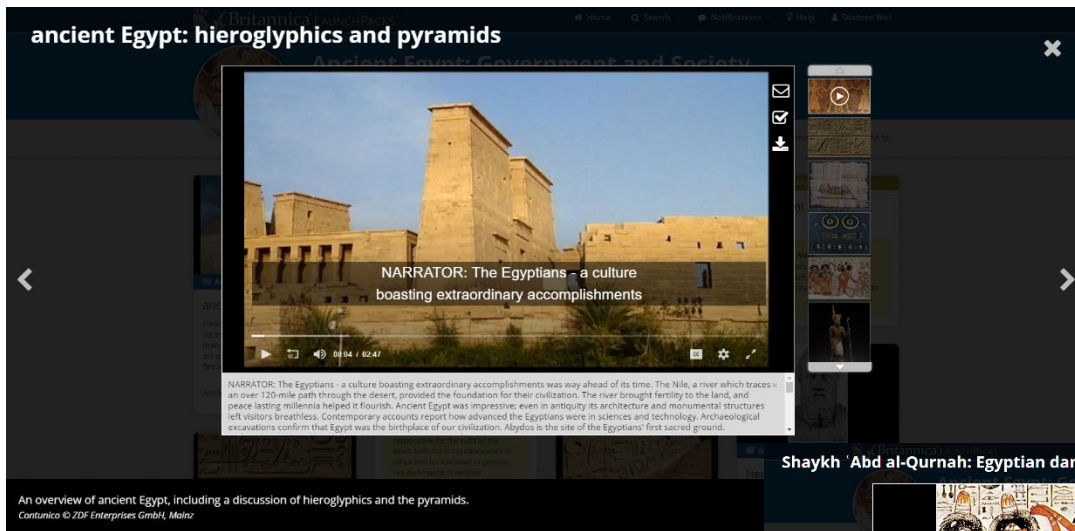
How do you: **Share your Annotations?**



In the **Annotations Toolbar**, click on the **Email** icon and share your annotations to another mailbox.

In the **Annotations Toolbar**, click on the **Download** icon to download your annotations as a word or pdf document.

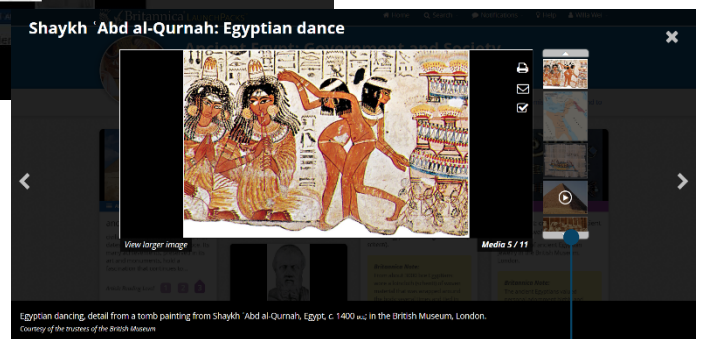
Media: Images and Video



Clicking on any image or video in a pack will open it up in an overlay window.

Closed Captions can be toggled on or off by clicking the CC button on the video.

Play videos in Full Screen by clicking on the arrows.



Click the slider on the right to see other media files from the same pack.



How do you: Save Images and Videos?



Click to **Save Images** to your My LaunchPacks account.



Click to copy media **URL**.



Click to **Download** a video onto your computer.



Click printer icon to **Print** images, if available.

Click to **Email** media to your preferred mailbox.

Favorite



Customizing a Pack



Inside any LaunchPack, click **Customize** to unlock the pack for editing.

The screenshot shows the 'Customize Pack Contents' interface for the 'Ancient Egypt: Government and Society' pack. The interface includes a top navigation bar with 'Home', 'Search', 'Notifications', 'Help', and 'Willi Wei'. Below the pack title, there are tabs for 'LaunchPack', 'Customize', and 'Activities'. The 'Customize' tab is active, showing a grid of content cards. Each card has an 'X' icon in the top right corner for deletion. The cards include a 'Note' (Willi Wei's Note), a 'Graphic Organizer' (Claim/Evidence/Reasoning), an 'Article' (ancient Egypt), a 'Custom Content' card with options to 'Upload a Document', 'Add an External Link', 'Choose a Graphic Organizer', and 'Add a KAHOOT! Quiz', a 'KAHOOT! QUIZ' card (Ancient Egypt Government Quiz), a 'Primary Source' (An Account of Egypt by Herodotus), an 'Image' (hieroglyphs), and a 'Video' (ancient Egypt: monuments). Callout boxes provide instructions: 'Add a note or a set of instructions into the pack using the Note Box.', 'TIP: Add pre-created Graphic Organizers to scaffold student work.', 'Click X to Delete content you wish to exclude from your custom pack.', 'Update Pack name or grade.', 'Click to Upload your own Custom Content.', and 'TIP: Add a KAHOOT! Quiz for a fun way to assess students' knowledge.'



How do you: Add Documents and Links to a Pack?

The screenshot shows the 'Add Custom Content' dialog box. It has two main options: 'Upload a Document' and 'Add an External Link'. The 'Add an External Link' option is selected, and its form is shown. The form includes fields for 'Website URL', 'Card Title', and 'Card Description'. Below the form, there is a disclaimer and a checkbox for 'I agree'. The 'Upload a Document' option is also shown, with a 'Select a File' button and a similar form for 'Card Title' and 'Card Description'. Both forms have 'Cancel' and 'Add to Pack' buttons at the bottom.

Select **Add an External Link and enter in a URL to link to other websites, images or videos available on the Internet.**

Select **Upload a Document to add any text or pdf file, assessment, worksheet etc. saved on your computer.**

Add an External Link

To add a website link to this LaunchPack, paste the URL into the field below.

Website URL

Card Title

Card Description

Any third party content or website links that you may add to the Britannica product is at your discretion and for your information and convenience only. Accordingly, Britannica makes no representations or warranties, express or implied, about such content or websites. Furthermore, Britannica cannot and does not take responsibility for the collection or use of personal data from any third party website or any advertising thereon.

☐ I agree.

Upload a Document

Upload your own resources, assignments, and graphic organizers. Use only these standard document file forms: .pdf, .doc, .docx, .rtf, .txt, or .odt.

Select a File

Card Title

Card Description

By checking this box and uploading material, you certify that: (i) you have read and agree to our terms of use; (ii) that the material you upload does not infringe any third party copyrights, trademarks or any other rights; and (iii) that you own or have permission to use the uploaded materials.

☐ I agree.

31 How do you: **Schedule a Pack?**



Ancient Egypt:
Government and Society

This Pack contains:

- 8 Articles
- 9 Images
- 2 Videos
- 1 Primary Source

YEARS 9-12

1. Click the **Calendar** icon on the front of a pack to add it to your **Personal Calendar** for future use. You can also find the schedule button from inside a pack, by clicking on **Send to**.

2. **Drag and drop** the pack into any date on your calendar. Receive **Notifications** closer to this date with a link to the pack for easy access.

Schedule

ADD TO SCHEDULE (DRAG & DROP)

EDIT SCHEDULE
View your full schedule to make changes.

Today August 2018

Sun	Mon	Tue	Wed	Thu	Fri	Sat
	29	30	31	1	2	3
30	31	1	2			

3. You can schedule any number of packs to a date to create a **Collection of Packs**.

Notifications Help Hannah

Hannah
Educator

- My LaunchPacks
- Activities
- Classes
- Schedule
- Account Settings

Sign Out

4. Visit your **Schedule Dashboard** any time via your **Account** or **Notifications Tab**, both found in the top menu bar on all LaunchPacks pages. You will need to be logged into your **My LaunchPacks Account**.

5. Click to **Export your Schedule** in .ics format to add to your preferred personal calendar.

6. Click to change the date of a scheduled pack or delete a scheduled pack.

Schedule

Up Next: June 19, 2019

View Packs

Edit Schedule

Use this calendar to schedule Packs for class. You will receive a reminder as each date approaches. Drag and drop an event to change when it is scheduled or select it to see more details.

Today June 2019

Sun	Mon	Tue	Wed	Thu	Fri	Sat
26	27	28	29	30	31	1
2	3	4	5	6	7	8
9	10	11	12	13	14	15

Export Schedule

June 4, 2019 Edit

Scheduled Packs

Phoenicia: Economy and Trade
GRADES 9-12

Remove All Export Reminder View Packs

My Classes



How do you: Create a Class?

1. Click on **Classes** from your **Account** drop-down menu.

2. Click on **Create a New Class**.

3. Click to **Import an Existing Class** from Google Classroom.

4. Click on your existing classes to manage and **Invite Students**.



How do you: Invite Students to Join a Class?

Invite your students to join a Class using one of **three (3)** options:

Option 1: Copy and share the **Class Code**. Students will be prompted to enter the Class Code on their **Classes** page.

Option 2: Copy and share the **Direct Link**. Students will be able to access the Class directly when they click the link.

Option 3: Send an **Email Invitation**.

Activities



How do you: Add a Learning Strategy?

Learning Strategies are skill-building exercises that develop subject area literacy.



1. Open a Pack and click **Activities** to add a **Learning Strategy**. You will need to be logged into your personal account.

The screenshot shows the 'Ancient Egypt: Government and Society' page for GRADES 9-12. The 'Activities' tab is selected. Below the header, there are four learning strategy options: 'Main Idea', 'Summary', 'Main Idea and Summary', and 'Journal'. A dashed box highlights the 'Journal' option, and a hand icon points to it.

Journal
Students record their thoughts and observations about the text's topic.
Interpret, Make Observations, Connect, Question

2. Select a Learning Strategy. Choose from: **Main Idea, Summary, Main Idea & Summary and Journal.**

3. Click the **Resource** your students will focus on with this strategy.

4. Set **Activity Focus** using **Full Content** (full text) or **Create Excerpt** (section of text).

You can also **Preview Content**.

The dialog box has three buttons: 'Full Content', 'Create Excerpt', and 'Preview Content'.

The page shows a grid of resource cards for 'Journal'. A hand icon points to the 'pharaoh' card. The cards include: 'ancient Egypt', 'pharaoh', 'Herodotus', 'hieroglyphic writing', 'papyrus', 'chariot', and 'dress'. Each card has an 'Article Reading Level' indicator (1, 2, or 3).



How do you: Add a Question Set?

Question Sets lets you challenge students to explore the contents of a Pack and find answers.



1. Open a Pack and click **Activities** to add a **Question Set**. You will need to be logged into your personal account.

Britannica LAUNCHPACKS

Home Search Notifications Help Willa Wei

Ancient Egypt: Government and Society
GRADES 9-12

LaunchPack Customize **Activities** Favorite Assign Send to

Add a Learning Strategy
Students focus on applying a learning strategy to **one resource** in the Pack.

- Main Idea**
Students determine the main, or central, idea of a text and how it is conveyed through supporting details.
Use Context Clues, Make Inferences
- Summary**
Students provide an objective summary of a text.
Determine Main Idea, Make Inferences, Use Context Clues
- Main Idea and Summary**
Students determine the main, or central, idea of a text and its relationship to supporting details. They also provide an objective summary of the text.
Use Context Clues, Make Inferences
- Journal**
Students record their thoughts and observations about the text's topic.
Interpret, Make Observations, Connect, Question

Add a Question Set
Students explore the **entire pack** and answer a series of questions.

Starter Sets

- ➕ Making Predictions
- 📄 Compare and Contrast
- 🗨 Understanding Perspectives

Question Categories

- 🔍 Critical Thinking
- ❓ Reflection
- ➕ Add custom questions

Add Questions

2. Click **Add Questions** to begin creating your **Question Set**.

Start building a Question Set for your selected Pack using one of **three (3) options**:

Britannica LAUNCHPACKS

Home Search Notifications Help Willa Wei

Customize Pack Contents Content Type: All

Willa Wei's Note

ancient Egypt
civilization in northeastern Africa that dates from the 4th millennium bce. Its many achievements, preserved in its art and monuments, hold a fascination that continues to...

pharaoh
(from Egyptian per 'aa, "great house"), originally, the royal palace in ancient Egypt. The word came to be used metonymically for the Egyptian king under the New Kingdom...

Britannica Note:
The Egyptian king (later known as pharaoh) was the

PRIMARY SOURCE
An Account of Egypt
Herodotus

Britannica Note:
Read Herodotus's "Account of Egypt" to learn more about

Add Custom Content

- Upload a Document
- Add an External Link
- Choose a Graphic Organizer
- 📝 Add a KAHOOT! Quiz

VIDEO
ancient Egypt: hieroglyphics and pyramids
An overview of ancient Egypt, including a discussion of hieroglyphics and the pyramids.

Let's Get Started

Starter Sets → All sets

- ➕ Main Idea
Skills: Explain, Identify, Recall, Support, Tell, List, Assess,...
- 📄 Making Predictions
Skills: List, Explain, Predict, Examine, Identify, Discover,...
- 🗨 Identify and Define
Skills: Explain, Define, Rephrase, Examine, Identify,...
- 📄 Compare and Contrast
Skills: Explain, Choose, Examine, Recognize, Contrast,...
- 🗨 Understanding Perspectives
Skills: Assess, Explain, Relate, Choose, Identify,...
- 📄 KWLQ
Skills: List, Identify, Recognize, Report, Show, Record,...

Questions by Category → All categories

- 🔍 Critical Thinking, Vocabulary, Inquiry, Reflection, Comprehension, Making Connections

Custom Questions

- ➕ Add Custom Question

Cancel Activity

Option 1: Starter Sets are ready to go activities. Created by Britannica experts, these open-ended questions can apply to many topics. Use a whole set or pick the ones you like.

Option 2: Browse and add individual Questions by Category to build your own activity. You can always edit the text later.

Option 3: Create your own Custom Questions that work best for your students!

Use the **Activity Builder** to add, edit and delete questions and instructions from your Question Set.

TIP: Click **View Activity Builder** to browse other Starter Sets or Questions by Category.

1. Use the buttons to browse our pre-set questions available for each **Grade Level**.

2. You can add questions individually or include the **Entire Set**.

3. The questions you select for your Pack will appear here, on the right. Hover over each question to **Edit** or **Delete**.

4. Add **Custom Questions** to personalize the Pack for your class!

The interface shows a 'Starter Set: Main Idea' with four pre-set questions. On the right, a list of selected questions is shown with 'Edit' and 'Delete' options. A 'Save and Review' button is at the bottom right.

Save and Preview your Question Set once you are happy with it, before **assigning** it to a class or **scheduling** it in for later.

5. Use **Student Preview** to see the Question Set you have just created from your students' point of view.

6. Assign your finished pack to a **Class** immediately or **Schedule** for a later date.

TIP: **Save As New Activity** to easily duplicate the Question Set you have just created.

The interface displays a grid of resource cards including 'Rosetta Stone', 'Ancient Egypt: temple of Abu Simbel', 'Karnak: avenue of sphinxes', 'chariot', 'Thutmose III', and 'ancient Egypt: monuments'. The right panel shows the 'Activity' details, including status (Draft), length (2 Questions), and options to 'Assign', 'Schedule', 'Student preview', 'Print activity', 'Delete Activity', and 'Save As New Activity'.

✓ How do you: Review Student Progress?

1. Click on **Activities from your **Account** drop-down menu.**

2. You can access all your drafted, scheduled and open Activities from the **Activities Page.**

The screenshot shows the Willa Wei Educator interface. On the left, the 'Account' drop-down menu is open, highlighting 'Activities'. On the right, the 'Activities' page is shown, featuring a sidebar with navigation options (Notifications, Activities, Classes, Schedule, Account Settings) and a main content area with filters and a list of activity packs. Two activity packs are visible: 'Ancient Egypt: Government and Society' and 'Elizabeth I'.

3. The **Progress Bar on any **Open Activity** pack will show a real-time summary of student completion progress.**

4. Click **Review Progress on to see detailed completion information and Student Responses.**

5. On the Student Responses page, toggle to view responses **By Student or **By Question**.**

The screenshot shows the 'Review Progress' page for the 'Ancient Egypt: Government and Society' activity pack. It displays a progress bar for 'STUDENT PROGRESS' and a 'Review Progress' button. Below, the 'Student Responses' page is shown, with tabs for 'By Question' and 'By Student'. The 'By Student' tab is selected, showing a list of student responses.

My LaunchPacks



How do you: Create a My LaunchPacks Account?

1. Click the [Sign In](#) link found in the top right corner of any page.

2. In the drop down, click [Create an Account](#). You can also sign in with your [Google Account](#) if you have one.

3. In the new window, enter your details, then [Create Account](#).

Search Help Sign In

PERSONAL ACCOUNT

Username

Password

Sign In

Create an Account
Forgot your username or password?

Sign in with Google

Create a Britannica personal account

michael2018

.....

Your password must be between 4 and 22 characters in length.

.....

Michael

Lam

michael@myschool.net

What is your role?

☐ Student

☒ Educator

Create Account

Search Notifications Help Willa Wei

and Socie

Willa Wei
Educator

My LaunchPacks

Activities

Classes

Schedule

Account Settings

Sign Out

Access Provided By
Willa Wei

VIDEO 2:48

ancient Egypt: hieroglyphics and pyramids

An overview of ancient Egypt, including a discussion of hieroglyphics and the pyramids.

n per 'aa, "great house"),
royal palace in ancient
rd came to be used
y for the Egyptian king
N Kingdom...

4. Access [My LaunchPacks](#) anytime from your [Account](#) drop-down menu.

5. Inside My LaunchPacks you can view, edit and schedule all your [Favorited](#), [Customized](#) and [Annotated](#) Packs.

Britannica LAUNCHPACKS

Home Search Notifications Help Willa Wei

My LaunchPacks

All Favorites Customized Annotated

All LaunchPacks

Sort by: Most Recent

Human Rights: Women's Rights

This Pack contains:

- 5 Articles
- 6 Images
- 2 Videos
- 1 Primary Source

GRADES 6-8

Early Civilizations of China: Key Figures

This Pack contains:

- 9 Articles
- 2 Images
- 2 Primary Sources
- 1 Link

GRADES 9-12

The 21st Century: Key Figures

This Pack contains:

- 8 Articles
- 1 Image
- 1 Video

GRADES 6-8

Water Shortages

This Pack contains:

- 5 Articles
- 2 Images
- 1 Video
- 1 KAHOOT! Quiz

GRADES 6-8

The Industrial Revolution in the United States

This Pack contains:

- 5 Articles
- 5 Images
- 1 Video
- 1 Graphic Organizer

GRADES 6-8

Ancient Egypt: Government and Society

This Pack contains:

- 4 Articles
- 5 Images

Ancient Greece: Origins and Geography

This Pack contains:

- 8 Articles
- 9 Images

Ancient Egypt: Government and Society

This Pack contains:

- 5 Articles
- 3 Images


Human Rights: Migrants and Refugees

This Pack contains:

- 5 Articles
- 3 Images

English as an Additional Language or Dialect

Reading Levels

READ ☐ ANNOTATE (5) Article Reading Level **1** 2 3 

ancient Egypt

Introduction

ancient Egypt, civilization in northeastern Africa that dates from the 4th millennium bce. Its many achievements, preserved in its art and monuments, hold a fascination that continues to grow as archaeological finds expose its secrets. This article focuses on Egypt from its prehistory through its unification under Menes (Narmer) in the 3rd millennium bce—sometimes used as a reference point for Egypt's origin—and up to the Islamic conquest in

TIP: Articles have up to 3 different **Reading Levels**. Read within your comfort zone by selecting the level most suited to your ability.

1 2 3

Dictionary

TIP: Double-click any word in an article to see a **Quick-Click Dictionary** definition! English and Spanish language available.

archaeological finds expose its secrets. This article focuses on Egypt from its prehistory through its unification under Menes (Narmer) in the 3rd millennium bce—sometimes used as a reference point for Egypt's origin—and up to the Islamic conquest

English Español
unify transitive verb \ yū-ni-ə-fī \
• to make into a unit or a coherent whole : unite

Definitions provided by Merriam-Webster

Text to Speech

TIP: Click the top-of-page play icon to listen to an audio version of an article with our **Text-to-Speech** feature.

Introduction

ancient Egypt, civilization in northeastern Africa that dates from the 4th millennium bce. Its many achievements, preserved in its art and monuments, hold a fascination that continues to grow as archaeological finds expose its secrets. This article focuses on Egypt from its prehistory through its unification under Menes (Narmer) in the 3rd millennium bce—sometimes used as a reference point for Egypt's origin—and up to the Islamic conquest

Content Translator

TIP: Click the globe icon at the top of an article to open the **Translate** tool. Select the language you wish to translate to from the dropdown menu.

Translate this page

Select Language
Italian
Japanese
Kiswahili
Klingon
Korean

ancient Egypt

古代エジプト

導入

古代エジプト人の世界では最も有名な1つの歴史の中。エジプト人には、巨大なピラミッド、宮殿や墓が建てられました。自分の絵や彫刻最も素晴らしいの間でこれまで作成された。彼らも自分たちの生活の多くの詳細を示す日常生活、仕事と遊びの簡単なシーンで大いアートを作成します。エジプトは、世界で最も乾燥した気候を持って以来、この作業のから保存状態の良いされています。考古学者は、フランスの一般的なナガレオンがナバ1798年に国を侵略した時古代エジプトの勉強を始めました。エジプトは考古学の最もついで残っています。



Britannica® LaunchPacks™



Activities

Learning Strategies and Question Sets are ideal for lessons and assignments, developing students' critical and inquiry thinking, research and evaluation skills.



Classroom Roster

Teachers can easily set up new class groups, import existing classes, assign activities and monitor student progress.



Personalised Learning

Differentiate content to suit all learning needs and styles in your class; adjust reading levels and create excerpts from within any article.



Annotations

Encourage active engagement with text using the annotation tool.



Save, Share and Customise

Get full customisation options when you create a free LaunchPacks personal account. Add notes and instructions, upload your own content and assign packs directly to students or share to Google Classroom.

Kahoot!

Gamify learning by embedding a Kahoot! Quiz into any Pack.



Britannica
Digital Learning

Encyclopædia Britannica Australia Ltd: Level 1, 9 Help Street Chatswood NSW 2067

Web: elearn.eb.com | **Email:** contact@eb.com.au | **Phone:** +61 2 9915 8800